



Conseil scolaire du  
NORD-OUEST

# SCHOOL RE-ENTRY PLAN 2020-2021

Guide for the Opening and  
Operation of Schools  
(**Scénario 1**)

Published: August 18, 2020

Updated : Sept. 29, 2020 (**changes in red**)

NB - This back-to-school plan could be modified as directed by the Chief Medical Officer of Health or the Ministry of Education.

[csno.ab.ca](https://csno.ab.ca)

# All in This Together

---

As part of the school reopening strategy, the Conseil scolaire du Nord-Ouest (CSNO) is pleased to provide the back-to-school plan for the 2020-2021 school year.

This guide specifies the practical procedures for reopening and operating CSNO schools in strict compliance with the prescriptions issued by the health authorities. It aims to support our collective responsibility for the health and safety of students, staff and visitors while ensuring that student learning continues under the safest and healthiest possible conditions in the context of the COVID-19 pandemic.

**This guide is adapted from Alberta Education: [Guidance for School Re-Entry Scenario 1 - In-school classes resume \(near normal, with health measures\)](#). Everyone in our learning communities will need to play their part and follow the protocols in this guide - after all, we're all in this together.**


That said, for everyone's safety, some school routines and practices will be changed to adhere to Alberta Health Services (AHS) strategies to reduce the risk of coronavirus transmission and to ensure multiple levels of protection for all students, staff and the community. These changes are detailed in this guide and contain measures such as:

- Asking families, staff and visitors to perform daily health checks before entering school, enforcing a strict policy for anyone with signs of illness;
- Improve cleaning and disinfection practices in schools and buses;
- Encourage physical distancing when possible;
- Simplify the use of premises and circulation to allow greater physical distance;
- Cohorts of students, if possible;
- Required hand hygiene and respiratory etiquette;
- Protocols for shared management of materials and equipment.

This back-to-school plan may be changed as directed by the Chief Medical Officer of Health. This plan is based on the best available information and conditions related to the COVID-19 pandemic. It will evolve and be adjusted as information becomes available and as a result of the assessment of changing conditions related to Covid-19 in Alberta.

For schools to function "near normal," all stakeholders need to work together. This is a collective responsibility, and we must all take action to protect; maintain a high standard of hygiene and follow provincial health guidelines.

We thank you for your continued understanding and cooperation.



Sylvianne Maisonneuve  
President



Brigitte Kropielnicki  
Superintendent

## Table of contents

RISK ASSESSMENT AND CONTROL	4
GENERAL BUILDING SAFETY	4
<b>Hand hygiene and respiratory etiquette</b>	5
<b>Hand Hygiene</b>	5
<b>Personal Protective Equipment (PPE)</b>	6
<b>Cleaning</b>	7
SCREENING	7
<b>Pre-existing conditions</b>	8
COHORTING	8
PHYSICAL DISTANCIATION	9
DROP-OFF/PICK-UP, SCHOOL ENTRY AND TRAFFIC FLOW	9
<b>Risk Mitigation for High Traffic Areas</b>	10
LEARNING	10
<b>Procedures for In-Person Learning</b>	10
<b>Sports</b>	15
<b>Field Trips</b>	11
<b>Singing / Music</b>	11
<b>Fall Review</b>	12
<b>Support Home Learning During Isolation or Illness</b>	12
<b>Learning Options</b>	12
<b>Diploma Exams</b>	12
<b>Provincial Achievement Tests - 6 and 9 Grade (scenario 1)</b>	13
<b>Student Learning Assessment (SLA) - Grade 3 (scenario 1)</b>	13
<b>Work experiences (high school students)</b>	13
VISITORS AND OTHER SERVICE PROVIDERS ENTERING THE SCHOOL	13
COMMON USE OF EQUIPMENT	14
<b>Shared Articles</b>	14
AUXILIARY SPACES	15
FOOD SERVICES	18
RESPONDING TO ILLNESS	16
STUDENT TRANSPORTATION	18
<b>Important Information for Parents / Students</b>	18
<b>Reduced Risk of Transmission</b>	19
<b>Protective measures for bus drivers</b>	19
COMMUNICATION	19
<b>APPENDIX A Cleaning Procedures (Scenario 1)</b>	20
	21
<b>Questionnaire d'autoévaluation</b>	21
<b>Daily Screening Tool</b>	22

# RISK ASSESSMENT AND CONTROL

---

The School Board has the obligation to implement the necessary means to reduce the transmission of COVID-19 in schools; providing rapid response to confirmed cases, maintaining high levels of hygiene and performing risk assessment for all tasks performed in daily operations.

## GENERAL BUILDING SAFETY

---

Strict hygiene and sanitation measures are put in place as the 2020-2021 school year begins. Cleaning and disinfection of premises and equipment is an essential component in the fight against the spread of the coronavirus.

- The school buildings were completely cleaned during the summer period.
- The HVAC (heating, ventilation and air conditioning) systems were cleaned to ensure adequate ventilation.
- Before the start of the school year, each site will ensure that fresh water circulates in the water supply pipes.
- Carpets and soft furniture that cannot be easily cleaned and disinfected will be removed. Cleaning of permanent carpets will be more frequent.
- ~~School staff must leave the building no later than 5:00 p.m. in order to facilitate cleaning.~~
- Each school will have procedures that describe the cleaning requirements; these procedures should cover:
  - High touch surfaces (including water fountains),
  - Toilets and sinks,
  - Shared equipment,
  - Auxiliary spaces and common rooms,
  - Other relevant places.

The measures outlined in this guide should be applied always, everywhere and by everyone. These actions are the most effective individual preventive measures against the spread of the virus.

Schools will implement a hygiene and disease prevention education with all students returning to school regarding the following:

- Hand washing
- Hygiene and respiratory etiquette
- Wearing non-medical masks
- Avoiding touching the face, mouth, nose and eyes
- Staying at home in case of illness and avoid close contact with sick people
- Observing the rules of physical distancing

# Hand hygiene and respiratory etiquette

## Hand Hygiene

Washing your hands often with lukewarm water and soap for at least 20 seconds or with a hydroalcoholic solution (at least 60%) limits the risk of transmission. Hand washing with soap and running water is essential. Otherwise, the use of a hand sanitizer is recommended. (See [Hand Hygiene Education](#))

### Everyone should wash their hands or use a hand sanitizer:

- On arrival at school and before their return home;
- Before and after any transition within the school setting (for example, in another classroom, interior-exterior transitions);
- Before eating and drinking;
- After going to the toilet;
- After playing outside;
- After sneezing or coughing into the hands;
- When hands are visibly dirty.

There will be hand sanitizer containing at least 60 % alcohol (or non-alcoholic hand sanitizer) at entrances and exits, at the entrance to classrooms, near frequently touched equipment, such as microwave ovens, vending machines and other high-traffic areas. (See [Hand Sanitizer - What you need to know](#))

- Bottles of hand sanitizer will be kept out of the reach of children.
  - Staff will supervise the use of an alcohol disinfectant when used by young children.
- Schools will have [posters](#) promoting hand and respiratory hygiene and how to wash hands in each washroom and other spaces as needed.
- Schools will put in place supervision strategies to ensure that everyone sanitizes their hands at all entry and exit points of the classroom and school.

## Hand Hygiene for Staff

Staff should wash their hands for at least 20 seconds or use hand sanitizer:

- Before handling food or helping children to eat;
- Before and after giving or applying medicines or ointment to a child or to yourself;
- After contact with bodily fluids (i.e. runny nose, sputum, vomiting, blood);
- After cleaning tasks;
- After removing gloves;
- After handling garbage.

## Respiratory Etiquette

Respiratory etiquette is a set of rules designed to reduce the risk of transmission. These rules include:

- Covering your mouth and nose when coughing or sneezing with a tissue or your elbow bent;
- Use disposable tissues;
- Immediately throw away used tissues in the trash;
- Wash your hands frequently;
- Do not touch your mouth or eyes with your hands.

All staff and preschool, elementary and secondary school students will be made aware of respiratory etiquette.

## Personal Protective Equipment (PPE)

- Reception areas are equipped with temporary plexiglass screens. These screens will be cleaned following the protocol provided.
- Each room in the school will be stocked with a supply of temporary masks for staff use (or, in special circumstances, for student use), gloves and wipes.
- Each school will have protective visors for those who need such protection (certain educational assistants, teachers, nursing support).
- Each school will receive an electronic thermometer which will not be used as a general screening tool, but only for a specific use.
- There will be disinfection stations for each room, in addition to building entrances.

Employees have a responsibility under occupational health and safety law to follow safe work procedures, including the use of PPE if necessary.

### Wearing a Mask

- It is required that all teachers and staff in all school settings and students in grades 4-12 wear non-medical masks while in shared areas of school, outside the classroom, and on school buses where they may not be able to maintain the recommended physical distancing requirements.
- Non-medical masks are not required while students are seated in the classroom during instruction if following the physical distancing guidance above. If close contact between students, or students and teachers/staff is occurring as a result of classroom activities, non-medical masks should be used for the duration of this activity.
  - Grades 4 to 12 students and staff will receive at least 2 reusable masks and can also bring some from home. (Students should always have one mask with them, as well as a spare mask at school).
  - A grade 4 to 12 student who shows up at the bus or school without a mask will be offered a non-reusable mask on an exceptional basis. He or she will not be allowed to ride the bus or enter the school without a mask.
- **Schools will have procedures for the wearing of masks at recess (grades 4 to 6).**
- Non-medical face masks may be considered but are not routinely recommended for younger students in grades K-3. It is recommended that these students instead adhere to the other public health strategies that mitigate the risk of transmission of COVID-19, such as cohorting, hand hygiene and respiratory etiquette to reduce the risk of transmission.
- Authorized visitors must wear a mask to enter and move around the school.
- Exemptions to mask requirement for all teachers and staff in all school settings and students in grades 4-12 include:
  - Persons who are unable to place, use or remove a non-medical face mask without assistance;
  - Persons unable to wear a non-medical face mask due to a mental or physical concern or limitation;
  - Persons consuming food or drink in designated areas;
  - Persons engaged in physical exercise;
  - Persons providing care or assistance to a person with a disability where a non-medical face mask would hinder that caregiving or assistance;
  - Persons engaging in services that require the temporary removal of the non-medical face mask, and
  - Spaces where physical barriers have been installed between persons.
- Parents/guardians are encouraged to help their children become comfortable with wearing a mask.
- **Guideline for wearing non-medical masks**

## Cleaning

Cleaning and disinfection of premises and equipment is an essential component in the fight against the spread of the virus.

- The janitorial service will implement frequent cleaning and disinfection procedures for high contact surfaces such as: vending machines, microwave ovens, door handles, stair railings, light switches, water fountain buttons, toilets, shared facilities and common areas.
  - The janitorial service will provide day cleaning;
  - High contact surfaces should be cleaned several times a day
- The janitorial service must clean all areas of the school daily and do a deep cleaning when the students are not present;
  - A sign will be posted in each space which indicates when the room was last cleaned.
  - The janitorial service will follow standardized “enhanced cleaning procedures,” as directed by the facilities manager. (See **Appendix A**)
- While janitors take care of the cleaning and disinfection of common areas, all staff play a role in preventing the spread of COVID-19 and keeping school facilities safe for all. As such, all staff are encouraged to clean commonly used surfaces and shared items in their work environment. (More information on cleaning and disinfection [here](#).)
  - Classrooms will be equipped with disinfecting wipe for cleaning shared spaces and objects during the day.
- Use of the playground is permitted, but the school is responsible for cleaning the play structure at least 10 minutes prior to use. (See: [Guidelines for Playgrounds](#))
  - **As the temperature falls below freezing (0° C) during the day, the playground equipment will no longer be cleaned. However, students will continue to have access to the playground according to the school’s playground use schedule.**
- Water fountains will be available. The mouthpieces are not a major source of virus transmission and will be cleaned according to the manufacturer's recommendations.
  - Students are encouraged to fill their water bottles rather than drinking directly from a water fountain.
- Other information from Alberta Health Services:
  - [Infection Prevention and Control](#)
  - [Handwashing](#)
  - [Using hand sanitizer](#)
  - [Wearing non-medical masks](#)

## SCREENING

---

Before leaving home, staff, students, visitors and volunteers who will access school for work or learning must self-screen for symptoms each day they enter the school using the attached Screening Tool (Appendix B).

- Parents and students will receive a copy of the Screening Tool with the expectation that it must be completed daily.
- Anyone who reports symptoms will be directed to stay home, seek health care advice as needed (e.g. call Health Link 811 or their primary health care practitioner, or 911 in an emergency) and complete the [AHS Online Self-Assessment](#) to determine if they should be tested.

- Posters will be posted to remind everyone not to enter if they have symptoms of Covid-19, even if symptoms resemble a mild cold.

## Pre-existing conditions

Schools keep a record of students' known pre-existing medical conditions. Parents should ensure that this information is up to date by contacting the school.

- If a student has symptoms that are related to a known pre-existing medical condition (e.g., allergies) the student should be tested for COVID-19 to confirm that the illness is not the cause of these symptoms before going to school or before returning to school.
- If the pre-existing symptoms worsen, the student should be retested for COVID-19 to confirm that the illness is not the cause of these symptoms before going to school or before returning school.

## COHORTING

---

A cohort is defined as a group of students (and staff) who stay together. The size of the cohort depends on the physical space of the classroom or learning setting. Cohorting reduces the number of close contacts a person with COVID-19 can have at school and helps public health officials in their effort to trace contacts and contain an outbreak.

- At the CSNO, the assignment principles aims for class groups of around 15 students whenever possible. Therefore, in general each class grouping will be a cohort, but in some cases additional distancing measures may be considered.
  - Students in high school may be in multiple classes and therefore may belong to multiple cohorts.
- The number of adults (staff flow) will be limited for each cohort as much as possible.
- All teachers must ensure that students have assigned seats (desks, chairs, etc.).
- For contact tracing purposes, the maximum number of people in a room should be limited to a number that allows for physical distancing (e.g. fewer students in a smaller room and more students in a larger room).
- Cohorting should be maintained during activities outside the classroom, such as recess and lunch breaks. The cohort concept encourages individuals who cannot maintain 2 metre physical distance when in group settings to interact with the same people within their own cohort group. If students from two different cohorts wish to socialize, they should remain 2 meters apart.
- Teachers/staff should not be in a cohort with each other, unless it is required for operational purposes (i.e., a teacher and a teacher's assistant who work with the same classroom cohort).
  - If one teacher/staff tests positive for COVID-19 and is in a cohort with other teachers/staff, every teacher/staff in that cohort will be required to quarantine, which may have a significant negative impact on the ability for the school to remain operational for in-person learning.



# PHYSICAL DISTANCIATION

---

Physical distancing (2 metre spacing) is a public health measure to help prevent the spread of disease. Increasing the space between persons decreases the risk of transmission.

- Non-essential furniture in classrooms and common areas will be removed to facilitate physical distancing.
- Where it is not possible to place desks two metres apart, the greatest possible spacing is recommended and students should be arranged so they are not facing each other (e.g. in rows rather than in small groups of 4 or in a semi-circle).
- Schools are responsible for educating students, staff and parents about the importance of physical distancing.
- Other possible measures to encourage physical distancing:
  - Implementation of contactless modes of interaction;
  - Assigned places in classrooms;
  - Traffic control in the school and signage at reception, in hallways and elsewhere as needed.

# DROP-OFF/PICK-UP, SCHOOL ENTRY AND TRAFFIC FLOW

---

Parents / guardians must stay outside the school when dropping off or picking up their children. They should not enter the school unless arrangements have been made in advance with the school office.

Parents / guardians are encouraged to contact staff by email or phone for any additional information that may be needed to support their child.

Schools will have procedures to:

- Manage bus drop-off, parent drop-off, students walking to school, as well as students entering the school that support 2-meter distancing as much as possible, between all individuals (except family members);
- Ensuring grades 4 to 6 students and staff wear masks as they enter the school;
- Reduce the number of students in the hallways and common areas;
- Manage visitors at reception;
- Reduce the use of common assembly areas;
- Manage the use of lockers, if necessary;
- Limit contact between staff, parents or guardians and students as much as possible
- Control the traffic flow in schools. This can include one-way hallways and doors and designated entrance and exit doors. Note that it is important not to reduce the number of exits and to respect the fire code.

## Risk Mitigation for High Traffic Areas

At the beginning of the school year, students will be taught the new practices regarding traffic flow in the school, as well as all other new established practices.

- Schools will use control measures to ensure physical distancing as much as possible between all participants in and outside of classrooms. This can mean:
  - Staggering start and end-times for classes to avoid crowded hallways.
  - Removal and rearrangement of seats or equipment.
  - Traffic flow control in all common areas:
    - Minimize student movement and limit student movement throughout the day, particularly unsupervised movement.
    - Limit the number of occupants in bathrooms and display the maximum number.
    - Limit access to lockers between classes.
    - Structure traffic flow in the hallways:
      - People walking in hallways must follow the “rules of the road”.
      - The use of signs, columns or posts and signage on the floor.
- Staff and grades 4 to 12 students should wear non-medical mask while outside of the classroom and in common areas.
- Emergency drills (fire, lockdown, etc.) will be modified according to the recommended safety standards.

## LEARNING

---

### Procedures for In-Person Learning

The 2020-2021 school calendar for schools will be maintained. ([See 2020-2021 school calendars](#))

Schools will have procedures and plans for learning that support physical distancing to the greatest extent possible.

- Staff will organize activities that encourage space between students and staff (minimize group activities) and separate cohorts as much as possible.
- If two or more people from different cohorts are required to come within 2 metres of one another for the purposes of instruction, practice or undertaking examinations, additional protections must be instituted such as engineering controls (such as plexiglass barriers or partitions), or administrative controls (adapting the activity to minimize or eliminate close contacts).
- Staff and students should be aware of how people move around the classroom in order to maintain 2-meter distancing, if possible.
- Students should not move desks or chairs.
- In elementary levels, students should stay in the same group, in the same room, in the same desk and with the same staff whenever possible.
- In high school, teachers will move from class to class.
- There should be no physical contact; no greetings, such as handshakes or hugs.
- Schools will stagger recess and lunch breaks to maintain physical distancing between students.

## Field Trips

- To meet physical distancing requirements, field trips and activities requiring group transportation are cancelled until further notice.
- Local field trips that do not require transportation are permitted. Teachers must ensure that all existing guidelines for school activities are followed during the field trip.
- Off-site activities (e.g., field trips) must follow the school guidance, as well as any sector-specific guidance relevant to the location of the field trip, including physical distancing, use of non-medical face masks, cohorting, hand hygiene, respiratory etiquette and enhanced cleaning and disinfection.
  - Organizations providing off-site activities should comply with the general relaunch guidance and sector-specific guidance, and should implement the same measures in the school guidance.
  - An organization or facility should only host one classroom cohort at a time, or should take clear steps to separate multiple groups to ensure they do not use shared areas (e.g., washrooms, lunch rooms, etc.).
  - Staff at the off-site activity must maintain physical distancing of at least 2 metres from the students and staff in the classroom cohort.
  - Hold activities outdoors as much as possible.
  - Organizations providing off-site activities must develop procedures to address staff that become symptomatic during the field trip.
  - Schools must develop procedures to address students or staff developing symptoms during the field trip; plans should include a designated area to isolate the ill individual, what extra supplies may be needed (e.g., mask for the child, mask/face shield for the individual attending to the child, etc.), how to notify a parent/guardian and how the ill child will be transported home from the off-site activity.

## Singing / Music

**Singing** and playing wind instruments indoors (and outdoors) is permitted, however because it is a higher risk activity, precautions should be taken to minimize the risk of transmission. The following precautions should be observed:

- Organizers of these activities should adhere to the [Guidance for singing and vocal performance](#) and the [Guidance for instrumental music](#).
- Singers and wind instrument musicians should always maintain a 2 metres distance from other performers.
- Singing and playing wind instrument musicians should be avoided in small enclosed spaces that are not sufficiently ventilated.
  - Limit vocal activity to 30 minutes, followed by a 10-minute break to allow for air exchange in the room.
- Instructors and all singers, including students in kindergarten through grade 3, should wear masks, both when singing indoors.
- In indoor spaces, barriers are not recommended in place of wearing masks.
- Singers should be staggered so they are not directly behind one another and should not directly face other performers while singing.
- Non-singing musicians (e.g. drummer, guitarist, keyboardist) may use physical barriers such as plexiglass between them if 2 metres distancing is not possible.
- Although the school authority may exempt certain children from masking during regular school activities, everyone participating in singing should wear a mask.
- Singing activities must be directed by a teacher to ensure guidance and precautions like distancing and masking are consistently followed.

- Wind instrument musicians should cover the bell of their instrument with thin, tightly woven fabric covers while playing.
- Karaoke should not occur at this time.
- Informal singing activities should be avoided.

**Virtual musical performances** should adhere to the following guidance.

- No live audience.
- Avoid sharing instruments, microphones, musical scores, and all other items. If items must be shared, they should be thoroughly cleaned and disinfected between each use.
- If sharing microphones between individuals is necessary, remove the grill from the body and clean and disinfect the body as well as both sides of the grill before reassembling. Consider using a new disposable microphone cover for each singer.
- When setting up and tearing down, each individual should set up and tear down their own equipment.

For more information : [Singing and Vocal Performance](https://www.alberta.ca/guidance-documents.aspx) or visit <https://www.alberta.ca/guidance-documents.aspx>.

## Fall Review

Teachers are encouraged to spend time at the start of the new year to help students assimilate the key concepts of spring home learning. This review should not be used for assessment, but rather to help guide and shape teaching over the coming months. Emphasis will be placed on academic courses as needed.

## Support Home Learning During Isolation or Illness

As happens during regular programming, if a child has to stay at home for a period of time due to illness, teachers will provide the student with essential work that they can do at home. Homework or tasks will be provided to the student by the regular teacher, but he or she will not engage in home learning as was the case in spring 2020.

## Learning Options

Due to health concerns and parents' choice in regard to the pandemic, families can choose not to send their child to their school. In this case, parents are invited to contact the Superintendent to discuss their options:

- online education supported by the School Authority (to be determined) – please contact the Superintendent [brigittekropielnicki@csno.ab.ca](mailto:brigittekropielnicki@csno.ab.ca) . **Registrations will be accepted in January to join the program February 1<sup>st</sup>, 2021.**
- [home education](#) under the *Alberta Education Home Education Regulation* – please contact the Superintendent [brigittekropielnicki@csno.ab.ca](mailto:brigittekropielnicki@csno.ab.ca)

## Diploma Exams

The return to in-school classes includes administration of diploma exams for the 2020-2021 school year, which will remain mandatory.

- The results will continue to constitute 30 percent of the student's final diploma course mark.
- **Results will not be used to evaluate the system or inform curriculum development given the anomaly the COVID-19 year represents.**

## Provincial Achievement Tests - 6 and 9 Grade (scenario 1)

CSNO's grade 6 and 9 students will participate in provincial achievement tests (PATs).

- The administration of PATs is limited to foundational subjects (English Language Arts, Mathematics, French Language Arts/Français).
- The established PAT schedule allows flexibility for school authorities to administer them within a specified time frame.
- School authorities can decide to excuse some or all students from PATs if their learning has fallen behind.
- Evaluations of results in relation to previous performance or statistical comparison to the provincial results will not be reported.

## Student Learning Assessment (SLA) - Grade 3 (scenario 1)

CSNO's grade 3 students will participate in Student Learning Assessment.

## Work experiences (high school students)

- Work experiences can continue provided the risk of infection is mitigated for all participants.
- If the placement is in a workplace, the student is expected to follow health rules set out by the workplace, which should comply with *Workplace Guidance for Business Owners*.
- Joint use of items or equipment should be avoided. Equipment that must be shared should be cleaned and disinfected before and after each use, and users should perform hand hygiene before and after each use.

# VISITORS AND OTHER SERVICE PROVIDERS ENTERING THE SCHOOL

---

According to the CSNO's administrative directive, all entrance doors to the school must be locked during the school day to control public access and a register of all visitors is kept up to date.

- To minimize risk, volunteers and guest speakers are not permitted at this time.
- Authorized visitors are: parents, delivery staff, CSNO staff, service consultants, RCMP and AHS.
- Before a visitor enters the school, they will use the self-assessment tool posted on the school door.
  - If a visitor answers YES to any of the questions, they should not be admitted to the school.
- All visitors to the school must be registered in the school visitors' register.
- All visitors to the school must wear a mask.
- Parents will be informed of the procedure to follow to meet with the teachers or the school administration. These meetings can take place face to face, remotely or electronically.

# COMMON USE OF EQUIPMENT

---

Sharing of equipment / resources should be avoided whenever possible. Where this is not possible, schools will develop procedures and plans for shared use that take into account the following:

- Where possible, equipment (for example, electronic devices, gymnastics, science, art, or music equipment, etc.) must be designated and labelled (with a tear-off label) for a single student. If this is not possible, assign the equipment to the fewest number of students.
- Shared equipment should be cleaned and disinfected after each use. Note that cleaning protocols vary depending on the type of equipment. Specific cleaning protocols will be posted if necessary.
- Students / staff should use hand sanitizer or follow hand hygiene protocols before collecting and returning equipment to storage areas.
- Schools will make arrangements for the storage of personal items. Schools should consider appropriate physical distances and cleaning and disinfection procedures.

## Shared Articles

Each school will have strategies to minimize contact of shared articles. In particular:

- A procedure for borrowing library books in order to limit the handling of books;
- The mandatory use of online payments. Cash and checks will only be accepted in exceptional cases;
- Dedicated work areas as much as possible;
- Students will have designated computers / devices as needed. Disinfection practises before and after use will be in place;
- Practices that reduce the sharing of common objects during playtime (ex. balls);
- Practices to minimize sharing or to ensure disinfection between uses of common elements shared in classrooms (for example, CTS classes);
- Non-essential education items brought from home to school will be kept to a minimum (items brought from home will either be disinfected or quarantined for 3 days);
- Items sent home from school will be limited as much as possible. Items (ex. drawing) sent home should stay there, it is up to the parents to manage the object;
- Classroom doors left ajar to minimize contact with the door handle;
- Efforts to provide a lunch / snack that does not require much preparation or use of the microwave oven (NB - the microwave oven must be disinfected after each use and the line-up must respect the physical distance of 2 m);

### Toys:

- Plush toys and blankets should not be shared;
  - These will be washed in hot water and dried when sharing between children or the use will be stopped.
- Students should not bring toys from home without first notifying school staff.
  - Stuffed toys should not be brought to school.
  - Personal toys should not be shared.
- Sensory toys will be placed immediately in a designated bucket for cleaning and disinfection;.

### Photocopiers:

- Hands and the photocopier should be disinfected before and after use;
- Use gloves or sanitize your hands before loading paper into the copier.

## AUXILIARY SPACES

---

- Gymnasiums can be used to offer physical education programming.
  - Whenever possible, physical education classes should be held outdoors as the risk of transmission is higher indoors than outdoors. Follow [directions for outdoor activities](#).
  - Administrators and teachers should choose activities or sports that support physical distancing (ex. badminton over wrestling).
- Spaces such as gymnasiums and libraries will be used to provide educational programs that support physical distancing.
- The use of shared sporting items or equipment is discouraged. Equipment that is to be shared should be cleaned and disinfected before and after each use, or users should practise hand hygiene before and after each use.
- School assemblies and other important gatherings are cancelled at this time and virtual options may be offered instead of in-person gatherings.

## Extracurricular Sports

- Sports teams from our schools can have after-school practices.
- ~~A youth who participates in another sports team (Club or community) cannot participate in school sports teams and therefore does not have access to practices at school.~~
- **Some competitions between schools may take place under the following conditions:**
  - A maximum of two schools can be invited to be part of a "mini league".
  - An request for a mini-league must be approved by the Superintendent.
- For extra-curricular school sports that involve or require multiple participants/players and where it is not possible to maintain a physical distance of 2 metres from other participants/players, the individuals in the group should form a cohort. It is recommended that individuals limit the number of cohorts/mini-leagues they belong to.
- Individual schools/school boards or organizations may have policies that set limits on the number of extra-curricular activity cohorts that participants belong to.
- Sport cohorts should be maintained during transportation to and from any external site. Combining cohorts for the purpose of transportation is not recommended (e.g., two teams sharing the same bus).
- For additional information on sports, please refer to the [Guidance for sport, physical activity and recreation](#).

# RESPONDING TO ILLNESS

---

Staff, parents and students should not enter the school if they are showing symptoms of COVID-19.

## Before Coming to School:

- Staff should screen daily for symptoms of colds, flu or COVID-19 before entering the school.
- Parents and caregivers should screen daily for symptoms of cold, flu, or COVID-19 before entering the school using the COVID-19 Screening Tool.

## If a student has COVID-19 symptoms

If your child has any of these symptoms: **fever, cough (new cough or worsening chronic cough), shortness of breath or difficulty breathing (new or worsening), runny nose, sore throat:**

- Isolate at home for a minimum of 10 days from when symptoms started or until symptoms resolve, whichever is longer.
- COVID-19 test recommended.
- Can return to school before 10 days only if a COVID-19 test is negative, symptoms are gone, and the student is not a close contact of someone with COVID-19.
- If test results are positive, isolate at home for at least 10 days and follow instructions received from Alberta Health Services.

If your child has any of these other symptoms: **chills, painful swallowing, stuffy nose, headache, muscle or joint aches, feeling unwell, fatigue or severe exhaustion, gastrointestinal symptoms (nausea, vomiting, diarrhea or unexplained loss of appetite), loss of sense of smell or taste, conjunctivitis, commonly known as pink eye**

- Stay home from school until symptoms go away—not required to isolate for 10 days.
- COVID-19 test recommended.
- If test results are positive, isolate at home for at least 10 days and follow instructions received from Alberta Health Services.

If a child develops symptoms that could be caused by either COVID-19 or by a known pre-existing condition (e.g., allergies, chronic cough), the child should be tested for COVID-19 to confirm that it is not the source of their symptoms before returning to school.

- Parents, household members, and contacts of a student who has symptoms but is not a COVID-19 case, are not required to quarantine.
- Only the people identified as close contacts of an individual who is a case of COVID-19 need to quarantine. The contacts of the close contacts do not need to quarantine.

## For more information:

[Guidance for Parents of Children Attending School and/or Childcare Student illness - if a student has COVID-19 symptoms.](#)

## Students with Symptoms at School

- If a student exhibits symptoms of COVID-19 (for example, fever, new or worsening cough, difficulty breathing, runny nose, or sore throat), he/she must wear a non-medical mask and should be isolated if possible and the parent / guardian must be notified immediately to come pick up the student.
  - If the parents cannot pick up their child, they must have a plan so that someone else can pick up the child within an hour.
  - If no separate room is available for the student while waiting to be picked up by a parent or guardian, the student should be kept at least 2 metres from all other staff and wear a face mask.



- If the child/student requires close contact and care, staff can continue to care for the child/student until the parent is able to pick up the child/student. The student and staff must wear a mask and close interactions with the student that may result in contact with the student's respiratory secretions should be avoided. If very close contact is required and the child is young the staff member should also use a face shield or eye protection.
  - Staff/students must wash their hands before donning a mask, before and after removing the mask (as per Alberta Health mask guidance), and before and after touching any items used by the child/student.
  - The isolation area for the sick should be cleaned and disinfected after the student has left, and any items that cannot be disinfected (for example, paper books or cardboard) should be placed in a plastic bag and stored for at least 10 days.
  - If a student is sent home for showing signs of COVID-19, the parent or guardian should call 811 and follow the advice provided by Alberta Health Services.
  - The student cannot return to school until he or she complies with current public health requirements.
- Schools must keep records of a student's known pre-existing conditions. If a student develops symptoms in or outside of the program that could be caused by COVID-19 or by a known pre-existing condition (e.g. allergies), the student should be tested for COVID-19 at least once to confirm that it is not the source of their symptoms before entering or returning to the school.
  - Each school will receive two contactless thermometers to assist with managing student and staff health. Thermometer use will be at the discretion of the school authority.

### **Staff Who Show Symptoms at School:**

- If a staff member shows symptoms of COVID-19, they should notify the school principal and go home. Staff will need to complete a time-off request using sick days for the time they are away from school.
- See the "Staff Guide" document for more details.

### **Managing people with symptoms at school:**

- Each class will have a kit containing: gloves, masks, cleaning wipes.
- After a sick person leaves the school, all surfaces, items and areas that they may have come in contact with should be cleaned and disinfected.
- Staff are required to inform their supervisor if they have a positive result.
- Parents are asked to inform the school if their child has a positive result.

### **If a case of COVID-19 is confirmed in connection with a school**

- Public health services will provide recommendations on what to do next. Public health services are responsible for managing all cases of COVID-19, following up on the patients' contact with other people and assessing the need for isolation measures.
  - See [A resource guide for schools before, during, and after a COVID-19 outbreak](#).
- If there is an absence rate of 10% due to illness OR there are an unusual amount of individuals with similar symptoms, school administrators must report to the local public health unit or school nurse as per their usual outbreak notification process, regardless of the COVID-19 test results for each individual. The purpose of this is to continue to monitor

for other clusters of illness that may not be COVID-19 related and alert Alberta Health Services to potential outbreaks of other diseases.

## FOOD SERVICES

---

There should never be any activities involving the sharing of food between students or staff.

- Classes in which food preparation is taught may occur as long as students do not share the food they prepare with other students or staff.

For classroom meals and snacks:

- No self-service or family-style meals. Instead, serve prepackaged meals or meals served by designated staff.
- Food provided by the family must be stored with the student's belongings.
- Students, non-designated staff or essential visitors cannot access areas where food is prepared.
- Food-handling staff will use meticulous hand hygiene and will be excluded from work if they are symptomatic.
- Students should respect physical distancing when eating.
- There should be no common food (ex. salt and pepper shakers, ketchup).
- Utensils or gloves should be used when serving food items (not fingers).
  - If a school uses a common lunch area and lunch hours are staggered, all table and chair surfaces (including the underneath edge of the chair seat) should be cleaned and disinfected after each use.

Regarding food service programs:

- Cutlery, napkins and other items should be distributed to students, rather than allowing them to serve themselves.
- Food services (cafeteria) must follow recommendations: [Alberta Health for restaurants](#).

## STUDENT TRANSPORTATION

---

Before the start of the 2020-2021 school year, all school buses will undergo a thorough cleaning. The transportation coordinator will meet with the bus drivers and school principals before the start of school.

**NB - School transportation for École Héritage and École Nouvelle Frontière is under the management of the CSNO and school transportation for École des Quatre-Vents is provided by PRSD. As much as possible, the standards will be the same for all three services.**

### Important Information for Parents / Students

- Parents should complete a daily screening of their child/children's symptoms before they can board the bus. (Appendix B – Screening Tool)
- Parents and students should not be in the boarding area or enter the bus if they are showing COVID-19 symptoms.

- Students from grade 4 to 6 will be required to wear a non-medical mask on the bus.
- Students will not be allowed to eat on the bus in order to limit food sharing and maintain an appropriate level of hygiene.
- Use of bus notes will be suspended due to contact tracing requirements.
- Inter-school service between schools will be suspended (ÉQV).
- The transfer of students will be suspended, except in the event of mechanical problems (bus breakdown).
- If a child or student (K to3) develops symptoms during the bus ride, the child or student will be asked to wear a mask. The driver will contact the school to make the appropriate arrangements for someone to pick up the child / student (see "In Case of Illness" above).
  - A seat will be designated on the bus to isolate a sick child.

## Reduced Risk of Transmission

- Seating will be assigned to students and the distribution of places will be noted to facilitate contact tracing if a student has COVID-19. Students who live in the same household will be seated together whenever possible.
- Attendance records will be kept for contact tracing purposes and will be retained for two months.
- Schools will have procedures for boarding and disembarking of students that comply with physical distancing between all individuals (except members of the same family) when possible and may include:
  - Students board the bus starting with the rear seats.
  - As far as possible, the number of students per seat will be limited unless they are part of the same family.
  - The students get off the bus from front to back.
- There will be non-medical masks for emergencies on the bus.
- More frequent cleaning and disinfection of high-contact surfaces will be done at the end of morning and afternoon school bus trips.

## Protective measures for bus drivers

- The driver will have at his disposal a protective face shield and a reusable mask to use during boarding and disembarking.
- The seats in the first rows will not be occupied.
- Buses will be dedicated to a single driver where possible.

# COMMUNICATION

---

Schools will ensure that they:

- communicate with parents / students / staff (including substitutes) before the start of the school year and ensure parents are aware of safety protocols and new practices (measures taken to prevent the risk of transmission of infection) and remind them of their role;
- regularly remind students, parents and staff of measures to prevent the spread of COVID-19;
- remind staff, students and parents of the mental health resources available to them.

# APPENDIX A

## Cleaning Procedures (Scenario 1)

- School water and plumbing lines will be purged so that any stagnant water is replaced with fresh water.
- Janitors will use liquid solutions only with no dry sweeping.
- Detergents and disinfectants will meet health requirements and label instructions will be followed.
- Janitors will use a "wipe-twice" cleaning and disinfecting method: wipe surfaces with a cleaner to remove dirt and oils and wipe / spray again with a disinfectant that destroys germs.
- Janitors must clean and disinfect high touch surfaces several times a day, for example:
  - Doorknobs, light switches, toilet handles, faucets, elevator buttons, ramps, microwaves.
  - Every day:
    - Phones, computers, tablets, remote controls, keyboards, desktop computers, conference room equipment, cash registers, surface counters, customer service counters, menus;
    - Staff lounge, kitchen and toilets.
  - After Each Use:
    - Equipment handles, hand tools, machine control panels, seat belt buckles, joysticks and motorized mobile equipment controls.
- Janitors must use [infection prevention and control standards](#) as it relates to COVID-19.

### Disinfectants:

- According to Health Canada, a disinfectant solution can be made by mixing one part of bleach with 50 parts of water. For example, 1 teaspoon (5 ml) bleach in 1 cup (250 ml) of water. These instructions are based on bleach that contains 5% sodium hypochlorite.
- [List of Disinfectants With Proven Use Against COVID-19](#)
  - The chosen disinfectant must not corrode or damage surfaces. For example :
    - Bleach may discolour fabric surfaces,
    - *Ammonium-based disinfectant damages vinyl surfaces.*



# Questionnaire d'autoévaluation



Les PARENTS / ÉLÈVES / MEMBRES DU PERSONNEL / VISITEURS **doivent** répondre à ce questionnaire avant d'entrer à l'école.

1. Est-ce que vous ou votre enfant qui participe au programme présentez-vous l'un des symptômes ci-dessous?		
❖ Fièvre	OUI	NON
❖ Toux	OUI	NON
❖ Essoufflement ou difficulté respiratoire	OUI	NON
❖ Écoulement nasal	OUI	NON
❖ Gorge irritée	OUI	NON
▪ Frissons	OUI	NON
▪ Déglutition douloureuse	OUI	NON
▪ Congestion nasale	OUI	NON
▪ Sensation de malaise ou fatigue	OUI	NON
▪ Nausées, vomissements ou diarrhée	OUI	NON
▪ Perte d'appétit inexplicée	OUI	NON
▪ Perte du goût ou de l'odorat	OUI	NON
▪ Douleurs musculaires ou articulaires	OUI	NON
▪ Maux de tête	OUI	NON
▪ Conjonctivite	OUI	NON
2. Est-ce que vous ou un membre de votre ménage avez voyagé à l'extérieur du Canada au cours des 14 derniers jours? <sup>(1)</sup>		
	OUI	NON
3. Est-ce que vous ou vos enfants inscrits au programme êtes entrés en contact étroit sans protection* (contact en personne à moins de 2 mètres) avec une personne qui souffre de toux ou de fièvre? <sup>(2)</sup>		
	OUI	NON
4. Au cours des 14 derniers jours, est-ce que vous ou un membre de votre ménage êtes entrés en contact étroit avec une personne qui présente l'un des cinq premiers symptômes énumérés sur cette liste (voir lignes ombrées) ET qui est un contact étroit d'un cas confirmé de COVID-19 au cours des 14 derniers jours?		
	OUI	NON

(1) Les personnes sont légalement tenues de s'isoler pendant 14 jours lorsqu'elles entrent ou reviennent en Alberta en provenance de l'extérieur du Canada.

(2) Contact en personne à moins de deux mètres. Un travailleur de la santé en milieu professionnel portant l'équipement de protection individuelle recommandé n'est pas considéré comme un contact étroit.



**Si vous avez répondu « OUI » à l'une des questions ci-dessus, veuillez NE PAS ENTRER dans l'école.**

❖ Les personnes ayant un de ces cinq symptômes doivent s'isoler pendant 10 jours à moins qu'elles ne reçoivent un résultat négatif au test de la COVID-19 et qu'elles se sentent mieux. Utilisez l'outil [COVID-19 Self-Assessment for Albertans](#) pour déterminer si un test est recommandé; vous pouvez trouver des renseignements sur les exigences d'isolement [ici](#) (en anglais). À mesure que la pandémie de COVID-19 continue d'évoluer, cet outil sera mis à jour selon les besoins.



# Daily Screening Tool



**PARENTS / STUDENTS / STAFF / VISITORS must complete this questionnaire before entering the school.**

1. Do you, or your child have any of the following symptoms?		
❖ fever	YES	NO
❖ cough	YES	NO
❖ shortness of breath / difficulty breathing	YES	NO
❖ runny nose	YES	NO
❖ sore throat	YES	NO
▪ chills	YES	NO
▪ painful swallowing	YES	NO
▪ nasal congestion	YES	NO
▪ feeling unwell/fatigued	YES	NO
▪ nausea/vomiting/diarrhea	YES	NO
▪ unexplained loss of appetite	YES	NO
▪ loss of sense of smell or taste	YES	NO
▪ muscle/joint aches	YES	NO
▪ headache	YES	NO
▪ conjunctivitis (pink eye)	YES	NO
2 Have you, or anyone in your household travelled outside of Canada in the last 14 days? <sup>1</sup>	YES	NO
3. Have you, or anyone in your household had close contact <sup>2</sup> with a confirmed case of COVID-19 in the last 14 days?	YES	NO
4. Have you or anyone in your household had close contact with an individual who has any one of the first 5 symptoms on this list (shaded) <b>AND</b> who is a close contact of a confirmed case of COVID-19 in the last 14 days?	YES	NO

<sup>1</sup> Individuals legally required to quarantine for 14 days when entering or returning to Alberta from outside Canada

<sup>2</sup> Face-to-face contact within 2 metres. A health care worker in an occupational setting wearing recommended personal protective equipment is not considered to be a close contact.



**If you have answered “Yes” to any of the above questions, please DO NOT enter the school at this time.**











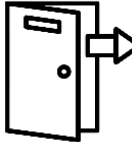


Individuals with fever, cough, shortness of breath, runny nose, or sore throat, are required to isolate for 10 days unless they receive a negative COVID-19 test and are feeling better. Use the [AHS Online Assessment Tool](#) to determine if testing is recommended and follow information on [isolation requirements](#). As the COVID-19 pandemic continues to evolve, this screening tool will be updated as required.

# Daily practices in the school - TEMPLATE

(The school will adjust this template according to its specific practices.)

NAME OF SCHOOL: \_\_\_\_\_

To remember		
Before leaving for school		<ul style="list-style-type: none"> <li>Complete the daily screening tool BEFORE leaving for school.</li> <li>If you answer YES to a question, please stay home, contact HealthLink, and seek treatment before you return to school.</li> <li>Bring your mask and a spare mask, if possible.</li> </ul>
Before entering school		<ul style="list-style-type: none"> <li>Parents will have to wait outside the school or in their vehicle</li> <li>Keep a physical distance of two metres between you.</li> <li>Students will enter the school _____.</li> </ul>
Beginning of lessons - entering the building		
Wearing a mask		<ul style="list-style-type: none"> <li>Please wear your mask to your classroom and follow the teacher's instructions.</li> </ul>
Hand Sanitizer		<ul style="list-style-type: none"> <li>Use hand sanitizer when entering the school.</li> <li>Disinfection stations will be installed at the entrance to all classrooms.</li> </ul>
In the Classroom		<ul style="list-style-type: none"> <li>Use hand sanitizer every time you enter a classroom.</li> <li>Please sit in the designated area, respecting physical distancing as much as possible.</li> <li>Speak to your teacher if you have to leave the classroom.</li> <li>Use your own materials and don't share your supplies with others.</li> </ul>
Hallways		<ul style="list-style-type: none"> <li>Follow the intended flow of traffic for hallways and stairwells.</li> <li>Please move quickly from class to class.</li> </ul>
Washrooms		<ul style="list-style-type: none"> <li>Ask your teacher if you need to use the washroom during school hours.</li> <li>Students should disinfect or wash their hands before and after using the toilet.</li> </ul>
Technology		<ul style="list-style-type: none"> <li>Please bring your own device if possible.</li> <li>Shared devices will be available but will need to be wiped down and cleaned after use.</li> </ul>
Lunch		<ul style="list-style-type: none"> <li>Students will have their lunch _____</li> <li>Students will have to wipe their desk / table before and after the meal.</li> <li>Students will have to disinfect their hands before and after eating.</li> <li>There will be no sharing of food or utensils.</li> <li>The use of the microwave oven by the students is: _____</li> </ul>
Recreation and Breaks		<ul style="list-style-type: none"> <li>Students will use several doors for recess.</li> <li>Recess and other breaks have been staggered to reduce interaction between students</li> <li>Supervisors will encourage students to maintain physical distance during the break</li> <li>Playgrounds will be open, with certain conditions.</li> <li>Class breaks are used to move to another class, to the toilet or fill water bottles</li> <li>Our class schedule and bell are adjusted _____</li> </ul>
The end of the day - leaving school		
school exit		<ul style="list-style-type: none"> <li>Students will disinfect their hands when leaving the classroom and walk directly out of the school.</li> <li>Students waiting to be picked up will go to the designated area: _____</li> <li>Parents will have to wait outside the school or in their vehicle.</li> <li>Students waiting for the bus will wait in the designated area maintaining a physical distance.</li> </ul>

